

Stage 1: Art and design skills

Mark making

Use a pencil to create different lines.

thin



thick



short



long



Observational drawing


Look carefully at an object and draw it.



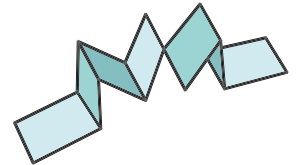
Use a mirror to create a self-portrait.



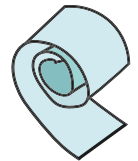
Work with paper.




fold



curl



cut




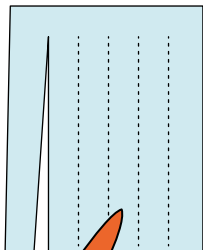


Use scissors to cut different lines.

straight

wavy

zigzag



Drawing



Painting



Sculpture



Craft

